

















**Elezioni Senato della Repubblica**  
**Consultazione: ELEZIONI POLITICHE 2022**  
**Comune di VENTIMIGLIA**  
**Collegio Liguria - P01**  
**Riepilogo voti alle Liste sezione per sezione**  
 Sezioni scrutinate: 26 Su 26 - DATI UFFICIALI

Sezione																	Totale Voti Liste	Totale Voti Solo Candidato	Schede Bianche	Schede Nulle	Voti Nulli	VCNAS	Votanti	Iscritti
1	36 (10.68%)	1 (0.30%)	112 (33.23%)	31 (9.20%)	16 (4.75%)	50 (14.84%)	2 (0.59%)	2 (0.59%)	25 (7.42%)	6 (1.78%)	6 (1.78%)	32 (9.50%)	1 (0.30%)	11 (3.26%)	0 (0.00%)	6 (1.78%)	337 (92.84%)	17 (4.68%)	1 (0.28%)	8 (2.20%)	0 (0.00%)	0 (0.00%)	363 (56.63%)	641
2	18 (6.08%)	3 (1.01%)	88 (29.73%)	28 (9.46%)	9 (3.04%)	59 (19.93%)	3 (1.01%)	0 (0.00%)	0 (0.00%)	9 (3.04%)	5 (1.69%)	53 (17.91%)	1 (0.34%)	13 (4.39%)	1 (0.34%)	0 (0.00%)	296 (94.57%)	6 (1.92%)	3 (0.96%)	8 (2.56%)	0 (0.00%)	0 (0.00%)	313 (55.40%)	565
3	45 (12.23%)	1 (0.27%)	125 (33.97%)	32 (8.70%)	7 (1.90%)	49 (13.32%)	2 (0.54%)	2 (0.54%)	26 (7.07%)	11 (2.99%)	13 (3.53%)	38 (10.33%)	2 (0.54%)	9 (2.45%)	0 (0.00%)	6 (1.63%)	368 (92.93%)	8 (2.02%)	10 (2.53%)	10 (2.53%)	0 (0.00%)	0 (0.00%)	396 (57.39%)	690
4	41 (12.50%)	1 (0.30%)	96 (29.27%)	24 (7.32%)	12 (3.66%)	53 (16.16%)	2 (0.61%)	0 (0.00%)	19 (5.79%)	7 (2.13%)	11 (3.35%)	45 (13.72%)	1 (0.30%)	12 (3.66%)	0 (0.00%)	4 (1.22%)	328 (92.66%)	8 (2.26%)	8 (2.26%)	10 (2.82%)	0 (0.00%)	0 (0.00%)	354 (57.94%)	611
5	20 (6.73%)	4 (1.35%)	98 (33.00%)	19 (6.40%)	11 (3.70%)	43 (14.48%)	4 (1.35%)	3 (1.01%)	15 (5.05%)	7 (2.36%)	8 (2.69%)	44 (14.81%)	2 (0.67%)	14 (4.71%)	1 (0.34%)	4 (1.35%)	297 (90.00%)	15 (4.55%)	7 (2.12%)	11 (3.33%)	0 (0.00%)	0 (0.00%)	330 (55.46%)	595
6	33 (11.42%)	2 (0.69%)	94 (32.53%)	31 (10.73%)	13 (4.50%)	30 (10.38%)	3 (1.04%)	1 (0.35%)	22 (7.61%)	10 (3.46%)	10 (1.38%)	28 (9.69%)	2 (0.69%)	10 (3.46%)	1 (0.35%)	5 (1.73%)	289 (94.14%)	9 (2.93%)	4 (1.30%)	5 (1.63%)	0 (0.00%)	0 (0.00%)	307 (57.17%)	537
7	31 (8.71%)	2 (0.56%)	104 (29.21%)	25 (7.02%)	12 (3.37%)	42 (11.80%)	6 (1.69%)	0 (0.00%)	26 (7.30%)	9 (2.53%)	10 (2.81%)	59 (16.57%)	2 (0.56%)	22 (6.18%)	0 (0.00%)	6 (1.69%)	356 (94.43%)	12 (3.18%)	4 (1.06%)	5 (1.33%)	0 (0.00%)	0 (0.00%)	377 (60.13%)	627
8	17 (5.36%)	2 (0.63%)	92 (29.02%)	33 (10.41%)	9 (2.84%)	97 (30.60%)	3 (0.95%)	0 (0.00%)	9 (2.84%)	11 (3.47%)	3 (0.95%)	28 (8.83%)	2 (0.63%)	4 (1.26%)	0 (0.00%)	7 (2.21%)	317 (92.15%)	11 (3.20%)	5 (1.45%)	11 (3.20%)	0 (0.00%)	0 (0.00%)	344 (53.42%)	644
9	34 (14.33%)	3 (1.27%)	62 (26.16%)	32 (13.50%)	3 (1.27%)	53 (22.36%)	0 (0.00%)	1 (0.42%)	6 (2.53%)	7 (2.95%)	5 (2.11%)	25 (10.55%)	0 (0.00%)	2 (0.84%)	0 (0.00%)	4 (1.69%)	237 (94.05%)	6 (2.38%)	2 (0.79%)	7 (2.78%)	0 (0.00%)	0 (0.00%)	252 (48.09%)	524
10	20 (6.56%)	4 (1.31%)	101 (33.11%)	26 (8.52%)	10 (3.28%)	59 (19.34%)	1 (0.33%)	0 (0.00%)	19 (6.23%)	7 (2.30%)	6 (1.97%)	35 (11.48%)	3 (0.98%)	9 (2.95%)	0 (0.00%)	5 (1.64%)	305 (93.56%)	9 (2.76%)	5 (1.53%)	7 (2.15%)	0 (0.00%)	0 (0.00%)	326 (51.26%)	636
11	27 (11.07%)	0 (0.00%)	82 (33.61%)	26 (10.66%)	13 (5.33%)	31 (12.70%)	3 (1.23%)	0 (0.00%)	11 (4.51%)	8 (3.28%)	2 (0.82%)	32 (13.11%)	0 (0.00%)	8 (3.28%)	0 (0.00%)	1 (0.41%)	244 (93.13%)	11 (4.20%)	2 (0.76%)	5 (1.91%)	0 (0.00%)	0 (0.00%)	262 (45.49%)	576
12	31 (12.92%)	5 (2.08%)	76 (31.67%)	24 (10.00%)	5 (2.08%)	45 (18.75%)	3 (1.25%)	0 (0.00%)	6 (2.50%)	6 (2.50%)	7 (2.92%)	21 (8.75%)	0 (0.00%)	5 (2.08%)	1 (0.42%)	5 (2.08%)	240 (89.55%)	8 (2.99%)	6 (2.24%)	14 (5.22%)	0 (0.00%)	0 (0.00%)	268 (45.97%)	583
13	24 (7.38%)	2 (0.62%)	99 (30.46%)	35 (10.77%)	18 (5.54%)	63 (19.38%)	1 (0.31%)	1 (0.31%)	12 (3.69%)	10 (3.08%)	10 (3.08%)	28 (8.62%)	1 (0.31%)	12 (3.69%)	0 (0.00%)	9 (2.77%)	325 (94.75%)	6 (1.75%)	3 (0.87%)	9 (2.62%)	0 (0.00%)	0 (0.00%)	343 (55.77%)	615
14	31 (7.33%)	5 (1.18%)	141 (33.33%)	36 (8.51%)	11 (2.60%)	58 (13.71%)	4 (0.95%)	1 (0.24%)	24 (5.67%)	16 (3.78%)	15 (3.55%)	62 (14.66%)	0 (0.00%)	14 (3.31%)	2 (0.47%)	3 (0.71%)	423 (93.79%)	15 (3.33%)	4 (0.89%)	9 (2.00%)	0 (0.00%)	0 (0.00%)	451 (52.32%)	862
15	18 (5.50%)	6 (1.83%)	112 (34.25%)	34 (10.40%)	3 (0.92%)	58 (11.62%)	5 (1.53%)	2 (0.61%)	11 (3.36%)	18 (5.50%)	10 (3.06%)	50 (15.29%)	0 (0.00%)	13 (3.98%)	1 (0.31%)	6 (1.83%)	327 (93.16%)	12 (3.42%)	3 (0.85%)	9 (2.56%)	0 (0.00%)	0 (0.00%)	351 (48.75%)	720
16	39 (8.59%)	1 (0.22%)	180 (39.65%)	46 (10.13%)	14 (3.08%)	58 (12.78%)	2 (0.44%)	3 (0.66%)	21 (4.63%)	19 (4.19%)	11 (2.42%)	39 (8.59%)	1 (0.22%)	14 (3.08%)	1 (0.22%)	5 (1.10%)	454 (94.39%)	15 (3.12%)	2 (0.42%)	10 (2.08%)	0 (0.00%)	0 (0.00%)	481 (54.11%)	889
17	37 (10.16%)	5 (1.37%)	130 (35.71%)	35 (9.62%)	11 (3.02%)	76 (20.88%)	2 (0.55%)	2 (0.55%)	6 (1.65%)	12 (3.30%)	4 (1.10%)	33 (9.07%)	0 (0.00%)	6 (1.65%)	0 (0.00%)	5 (1.37%)	364 (94.30%)	7 (1.81%)	5 (1.30%)	10 (2.59%)	0 (0.00%)	0 (0.00%)	386 (47.83%)	807
18	28 (5.94%)	6 (1.27%)	168 (35.67%)	48 (10.19%)	15 (3.18%)	78 (16.56%)	4 (0.85%)	4 (0.85%)	21 (4.46%)	14 (2.97%)	7 (1.49%)	48 (10.19%)	4 (0.85%)	18 (3.82%)	1 (0.21%)	7 (1.49%)	471 (92.72%)	18 (3.54%)	5 (0.98%)	14 (2.76%)	0 (0.00%)	0 (0.00%)	508 (54.10%)	939
19	48 (9.01%)	4 (0.75%)	210 (39.40%)	49 (9.19%)	37 (6.94%)	93 (17.45%)	3 (0.56%)	0 (0.38%)	10 (1.88%)	12 (2.25%)	10 (1.88%)	37 (6.94%)	2 (0.38%)	11 (2.06%)	0 (0.00%)	5 (0.94%)	533 (96.04%)	7 (1.26%)	7 (1.26%)	8 (1.44%)	0 (0.00%)	0 (0.00%)	555 (57.45%)	966
20	37 (10.63%)	0 (0.00%)	126 (36.21%)	29 (8.33%)	20 (5.75%)	38 (10.92%)	0 (0.00%)	1 (0.29%)	13 (3.74%)	10 (2.87%)	6 (1.72%)	53 (15.23%)	0 (0.00%)	9 (2.59%)	0 (0.00%)	6 (1.72%)	348 (94.31%)	11 (2.98%)	3 (0.81%)	7 (1.90%)	0 (0.00%)	0 (0.00%)	369 (56.16%)	657
21	37 (9.46%)	3 (0.77%)	114 (29.16%)	38 (9.72%)	15 (3.84%)	52 (13.30%)	1 (0.26%)	2 (0.51%)	17 (4.35%)	10 (2.56%)	14 (3.58%)	57 (14.58%)	3 (0.77%)	24 (6.14%)	2 (0.51%)	2 (0.51%)	391 (92.87%)	10 (2.38%)	6 (1.43%)	14 (3.33%)	0 (0.00%)	0 (0.00%)	421 (63.31%)	665
22	33 (9.71%)	3 (0.88%)	111 (32.65%)	32 (9.41%)	16 (4.71%)	46 (13.53%)	4 (1.18%)	0 (0.00%)	14 (4.12%)	9 (2.65%)	8 (2.35%)	48 (14.12%)	2 (0.59%)	11 (3.24%)	0 (0.00%)	3 (0.88%)	340 (94.71%)	6 (1.67%)	3 (0.84%)	10 (2.79%)	0 (0.00%)	0 (0.00%)	359 (55.15%)	651
23	31 (9.42%)	7 (2.13%)	101 (30.70%)	27 (8.21%)	16 (4.86%)	42 (12.77%)	6 (1.82%)	1 (0.30%)	19 (5.78%)	9 (2.74%)	9 (2.74%)	46 (13.98%)	2 (0.61%)	10 (3.04%)	0 (0.00%)	3 (0.91%)	329 (91.39%)	12 (3.33%)	2 (0.56%)	17 (4.72%)	0 (0.00%)	0 (0.00%)	360 (57.51%)	626
24	29 (8.48%)	4 (1.17%)	111 (32.46%)	24 (7.02%)	8 (2.34%)	48 (14.04%)	4 (1.17%)	2 (0.58%)	22 (6.43%)	9 (2.63%)	8 (2.34%)	49 (14.33%)	2 (0.58%)	17 (4.97%)	0 (0.00%)	5 (1.46%)	342 (95.00%)	7 (1.94%)	2 (0.56%)	9 (2.50%)	0 (0.00%)	0 (0.00%)	360 (56.78%)	634
25	44 (11.25%)	2 (0.51%)	142 (36.32%)	35 (8.95%)	16 (4.09%)	35 (8.95%)	1 (0.26%)	2 (0.51%)	19 (4.86%)	9 (2.30%)	8 (2.05%)	63 (16.11%)	2 (0.51%)	7 (1.79%)	0 (0.00%)	6 (1.53%)	391 (93.76%)	17 (4.08%)	4 (0.96%)	5 (1.20%)	0 (0.00%)	0 (0.00%)	417 (58.73%)	710
26	37 (8.89%)	3 (0.72%)	141 (33.89%)	34 (8.17%)	8 (1.92%)	46 (11.06%)	4 (0.96%)	2 (0.48%)	28 (6.73%)	10 (2.40%)	13 (3.13%)	74 (17.79%)	0 (0.00%)	10 (2.40%)	1 (0.24%)	5 (1.20%)	416 (96.30%)	8 (1.85%)	2 (0.46%)	6 (1.39%)	0 (0.00%)	0 (0.00%)	432 (60.17%)	718
Tot.	826 (9.11%)	79 (0.87%)	3016 (33.26%)	833 (9.19%)	328 (3.62%)	1382 (15.24%)	73 (0.81%)	34 (0.37%)	430 (4.74%)	262 (2.89%)	213 (2.35%)	1127 (12.43%)	35 (0.39%)	295 (3.25%)	12 (0.13%)	123 (1.36%)	9068 (93.63%)	271 (2.80%)	108 (1.12%)	238 (2.46%)	0 (0.00%)	0 (0.00%)	9685 (54.75%)	17688

I voti validi comprendono anche i voti contestati e provvisoriamente assegnati.

I voti validi NON comprendono i voti assegnati al solo candidato uninominale.

Le percentuali dei voti di Lista sono calcolate sul totale dei voti di Lista, mentre le restanti sono calcolate rispetto al totale votanti.